


## BT-26 Datasheet



BT-26 is a passive, compact trapezoidal, point-source cabinet ideally suited to background music, infill for portable and fixed installation use. The discreet design with reticulated foam front and acrylic textured paint finish and multiple integrated fixing points achieves a high class look suitable for any application. The long rectangular shape of the BT-26 makes it ideal for mounting on Columns.

With a 120° x 40° horn loaded tweeter, the internal passive crossover ensures a flat, usable frequency response of 76 Hz to 26 kHz (-10 dB) and a maximum SPL of 119 dB (peak).

The discreet look makes them fit any style of décor. Custom RAL colours are available on request to make their appearance even more seamless with the surroundings.

Using two custom 6" drivers and a horn loaded dome tweeter, creating a level of clarity and detail which is rare in a cabinet of this size.

Sharing voicing characteristics with the rest of the B series allowing them to be used simultaneously, keeping a consistent tone.

The discreet design with reticulated foam front and acrylic textured paint finish and multiple integrated fixing points achieves a high class look suitable for any application.

Mounting options include integrated horizontal cradle fixing points for use with the BC-26 cradle and the rear pan and tilt bracket PTS. Other fixings can be used with this cabinet such as the small wall bracket (SWB) and pan and tilt pole mount adaptor (SS-A).

The rear connector plate has two binding post connections & two 4 pin speakON® connectors fitted as standard, one input and one link. The speakON® connectors are wired on pins +1-1, with pass through of pins +2-2.

Weather resistant version is available with gland back plate, Polyurethane plus enamelled paint finish and metal grill front and 100v transformer with 3.75, 7.5, 15, 30 and 60 W tap settings.

#### **Key Features:**

- Hi-Fi grade components give extended 76 Hz frequency response
- Defined and accurate 120° x 40° dispersion minimises reflection and feedback issues
- Column design
- Use in conjunction with BS range subs for extended bass dynamics
- Available in weather resistant version
- Custom RAL Colours available on request

# Technical Specifications

## Design

2 x 6" Reflex tuned, Mid High Point Source Cabinet

## Impedance

8 Ohm, Minimum 6.7 @ 286 Hz

## Power Handling (AES)

250 Watts (continuous)

## Max. Power Handling (AES)

500 Watts (program)

1000 Watts (peak 10 ms)

## Sensitivity 2.83V / 1m

92 dB

## Max. SPL

113 dB cont

119 dB peak

## Frequency Response ( $\pm 3$ dB)

89 Hz - 24 kHz

## Usable Frequency Range (-10 dB)

76 Hz - 26 kHz

## Dispersion

120° x 40°

## SYSTEM OPERATION

### Recommended Amplification

250 - 500 Watts

### System Controller

Omega DSP Solutions

### Speaker Cables

Min - 2 x 2.5 mm<sup>2</sup>

Preferred - 2 x 4 mm<sup>2</sup>

## PRODUCT FEATURES

### Components

2 x 6" Low Frequency Driver

1 x Horn Loaded Tweeter

### Crossover

Passive - 3.5 kHz

Active - \* LPF -

HPF - 110 Hz

## Connectors

2 x 4 pole speakON® connectors

2 x Binding post Connectors

## Dimensions (H x W x D mm)

460 x 190 x 188

## Weight (kg)

6.6

## Shipping Weight (kg)

15.9 (2 cabinets per carton)

## Colour

Black

## Options

Available in white or RAL colours on request

Weather resistant version on request

## Rigging

6 x M8 mounting points for installation brackets, stand or truss adaptor,

## HARDWARE

### Fitted as Standard

-

### Optional

BC-26 Cradle Vertical, HWB wall bracket, PTS small rear pan and tilt bracket, SWB small wall bracket, S-SA Stand adaptor, SS-1 speaker stand, TP-1 adjustable threaded pole.

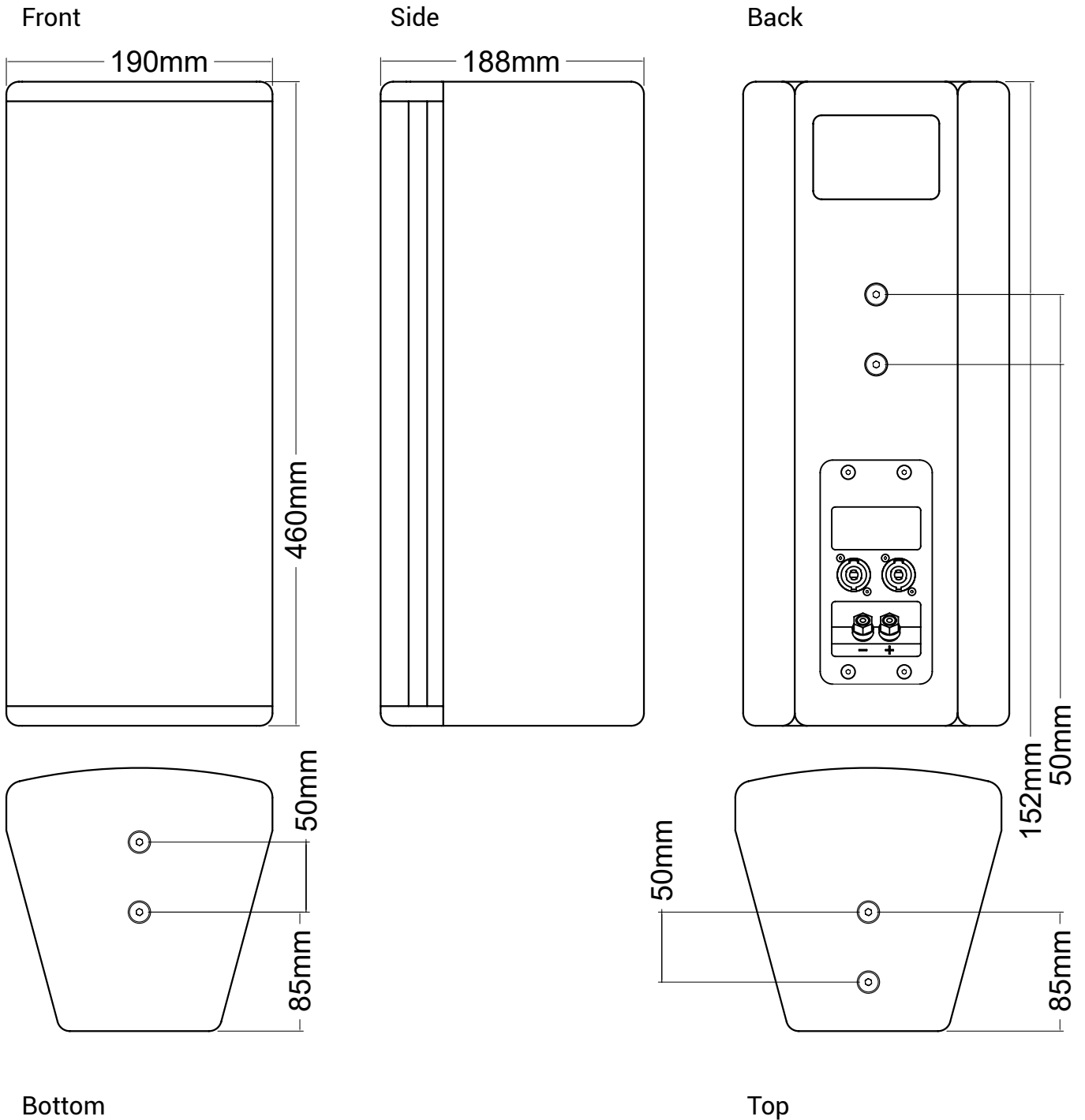
### Additional Descriptive Data

Birch Ply construction, with durable scratch resistant black textured paint finish (optional polyurea paint finish), kick-proof steel grill and black foam with Omega logo.

Recommended filter settings are available on the website [omegaproaudio.co.uk/downloads](http://omegaproaudio.co.uk/downloads)

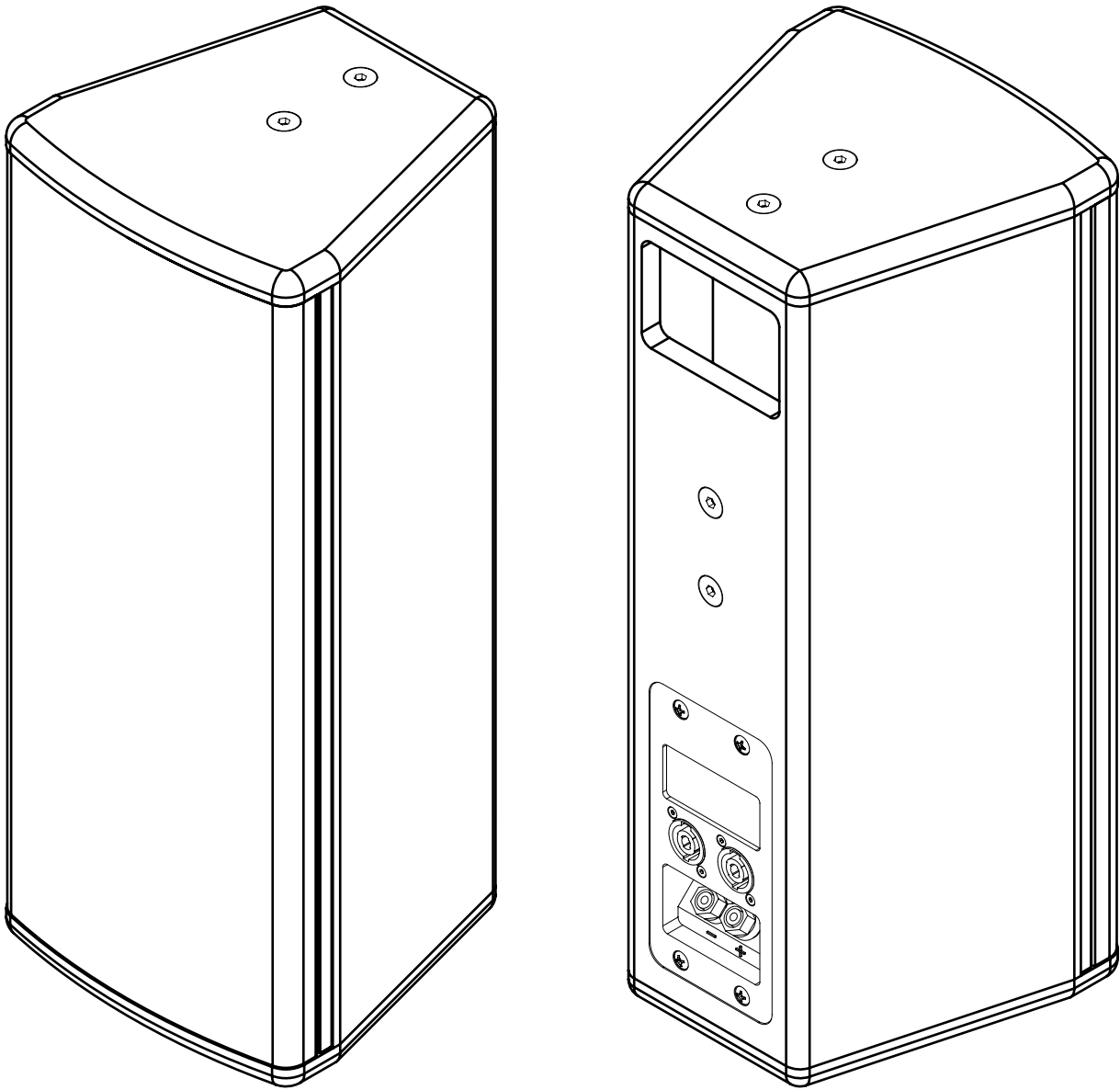
\* All presets from the Omega library.

### BT-26 Dimensions



Further technical drawings for architectural requirements are available in DXF and DWG format for download on the website.

### 3D Drawing



### Accessories and Spare Parts

- BC-26 Cradle Vertical
- HWB wall bracket
- PTS small rear pan and tilt bracket
- SWB small wall bracket
- S-SA Stand adaptor
- SS-1 speaker stand
- TP-1 adjustable threaded pole.
- BT-26 steel grill assembly
- BT-26 backplate and crossover

## Architects' & Engineers' specifications:

2-Way dynamic loudspeaker in a multi purpose enclosure design, housing 2 x 6" proprietary low mid bass driver, internally and externally ventilated double sided high temperature voice coil, 1x Horn Loaded Tweeter. Homogeneous radiating linear behaviour. Integrated passive crossover with phase optimization. Constructed from Birch Ply, eco-friendly scratch resistant paint, 6 x mounting points for installation brackets, stand or truss adaptor, kick proof steel grill finished and Omega logo.

## Technical Data:

Frequency Response: 76 Hz - 26 kHz (-10dB), 89 Hz - 24 kHz ( $\pm 3$  dB), Continuous SPL: 113 dB/1m, Program SPL 116 dB/1m, Peak 119 dB/1 m. Power Handling: 250 Watt cont. IEC268 AES, Maximum Power Handling: 500 Watt prog. / 1000 Watt peak, Impedance Nominal: 8 ohm, Dispersion Nominal: 120° x 40° (hor. x vert.) rotational, Connectors: 2 x Speakon NL4MP (1+/1-, 2+/2- links) 2 x binding post. Dimensions (H x W x D): 460 mm x 190 mm x 188 mm, Weight: 6.6 kg. Options: Durable scratch resistant black textured paint finish. RAL colours available to order.

## Safety Instructions

Professional speaker systems are able to produce sound pressure levels that could harm your health.

Never stand directly in front of loudspeakers for long periods. Whilst not immediately apparent to the listener, sound pressure levels in excess of 90dB@1m can be hazardous to the hearing.

Please refer to the following advice when setting up or dismantling OMEGA speaker systems.

1. Be sure to leave adequate distance between speakers and the public. Refer to your local authority for Health and Safety guidance when using loudspeaker systems.
2. Be sure to have safe and stable ground for your speakers, particularly when using speaker stands.
3. When stacking speaker systems, ensure they are secured to prevent individual speakers from falling down or moving around.
4. Only use OMEGA mounting hardware, as this has been specified and approved by KHZ LTD, for use with OMEGA speakers.
5. When flying speakers, appropriate materials and techniques must be employed in order to safely suspend enclosures, taking care to allow for specified enclosure weight.
6. Please observe any special instructions that appear on specific loudspeaker data-sheets.
7. Check your speaker hardware and flying material regularly for any visual or mechanical

## Safety Instructions Cont.

failure. Replace damaged or suspect items when necessary.

8. Only use OMEGA DSP Solutions. Only technicians authorised by KHZ LTD are qualified to program digital controllers. Take note of recommended controllers as specified on the datasheets. Do not use OMEGA loudspeaker systems without the correct controller. If a system fails due to incorrect controller use, warranty is void.

9. Protect your speakers and electronics from freezing and do not expose them to humidity, water or rain without protection.

OMEGA loudspeakers and electronics are covered against defects in workmanship or materials for a period of two (2) years from original date of purchase. At the discretion of KHZ LTD, the defective item will be repaired/replaced with no charge for materials or labour. The item is to be adequately packed and dispatched, pre-paid, to an OMEGA authorised distributor/service centre. Unauthorised repair shall void the warranty. The OMEGA warranty does not cover cosmetics or finish and does not apply to any item which in OMEGA's opinion has failed due to user abuse, accident, modifications or any type of misuse.

## Disclaimer

Copyright © 2022 KHZ LTD

The content of this datasheet is protected by U.K. and foreign copyright law and is for the private use of users of OMEGA products. Unauthorised use of the contents of this datasheet may violate copyright, trademark and other laws.

THE CONTENT OF THIS DATASHEET IS PROVIDED FOR INFORMATIONAL PURPOSES ONLY, AND IS SUBJECT TO CHANGE WITHOUT NOTICE.

KHZ LTD MAKES NO REPRESENTATION ABOUT ACCURACY, RELIABILITY OR TIME-LINES OF THE CONTENT OF THIS DATASHEET OR THE RESULTS TO BE OBTAINED FROM USING ANY PART OF SUCH CONTENT. ALL WARRANTIES, EXPRESS OR IMPLIED RELATED TO SUCH CONTENT, INCLUDING THE WARRANTY OF MERCHANT AND FITNESS FOR A PARTICULAR PURPOSE, ARE DISCLAIMED.

Technical specifications, dimensions, weights and properties do not represent guaranteed qualities. This datasheet does not include all of the details of design, production or variations of the equipment.

G.S.S.S.<sup>™</sup>, S.A.L.T.<sup>™</sup> Plate Array Skeleton<sup>™</sup>, Zero Acoustic Signature, Technology<sup>™</sup> and H.T.V.C.<sup>™</sup> are trademarks of KHZ LTD. All third-party trademarks mentioned herein are the property of their respective owners.