

## BRT-8A Line array Datasheet



BRT-8A is an active, trapezoidal, point-source cabinet which is ideal for background music or infill use. Horizontal and vertical mounting options make these versatile units perfect for mobile and fixed installation.

Using a high-power Class D amplifier with integrated DSP, this active cabinet is capable of 500W on LF duty and 150W HF. This power coupled with full FIR filtering gives detail and definition to any performance. This power is fully controlled & protected and coupled to a simplified back panel which removes issues like client "tinkering" with preset selection and DJ adjustments to gain, give trouble-free installation and performances.

With a 90° x 60° rotatable horn, the internal passive crossover ensures a flat, usable frequency response of 58 Hz to 21.5 kHz (-10 dB) and a maximum SPL of 131 dB (peak). All of this performance in a 13 kg plug and play unit.

The trapezoidal design enables clustering and tight installation into corners, this coupled with our horizontal mounting cradle make this cabinet the perfect fit for venues tight on space.

# Technical Specifications

## Design

8" Active Full Range with integrated FIR-DSP, Reflex Tuning

## Internal Power Amps

500w +150w RMS

## Internal DSP

Full FIR-DSP with linear phase X-over and linear phase loudspeaker equalization

## Sensitivity Chassis 1w/1m

95 dB LF / 113 dB HF

## Max. SPL

120 dB cont. / 131 dB peak (frequency dependent)

## Frequency Response ( $\pm 3$ dB)

70 Hz – 20.3 kHz

## Usable Frequency Range (-10 dB)

58 Hz - 21.5 kHz

## Dispersion

90° x 60° Rotational

## SYSTEM OPERATION

### System Controller

Ohm DSP Solutions

### Input connection

Sym . XLR input, 2 x 10 K ohm Impedance with parallel link out

### Protection

Internal multiband Peak and RMS Limiter, thermal limiter and protection on Amplifier

## PRODUCT FEATURES

### Components

1 x 8" Ohm Driver

1 x 1" Horn loaded CD

### Crossover

1.55 kHz FIR Filter

### Connectors

1 x XLR female, 1 x XLR male and 1 x Powercon True Connector

## Dimensions (H x W x D mm)

458 x 284 x 250

## Weight (kg)

13

## Shipping Weight (kg)

14.4 (1 cabinet per carton)

## Colour

Black

## Options

Available in white or RAL colours on request

## Rigging

4 x M6 mounting points for installation brackets, omni-mounting point for stand or truss adaptor, (optional 2 x 3 point adaptor for Horizontal Mounting)

## HARDWARE

### Fitted as Standard

Small Cast aluminium top hat, Blanking plate

### Optional

Horizontal Cradle Base, ABS-1 adjustable stand bracket, ABT-1 adjustable threaded spigot bracket, BRT-8 Cradle Vertical BRT-8 Cradle Horizontal, LWB large wall bracket, SS-1 speaker stand, TP-1 adjustable threaded pole, TP-1P threaded Mounting Plate.

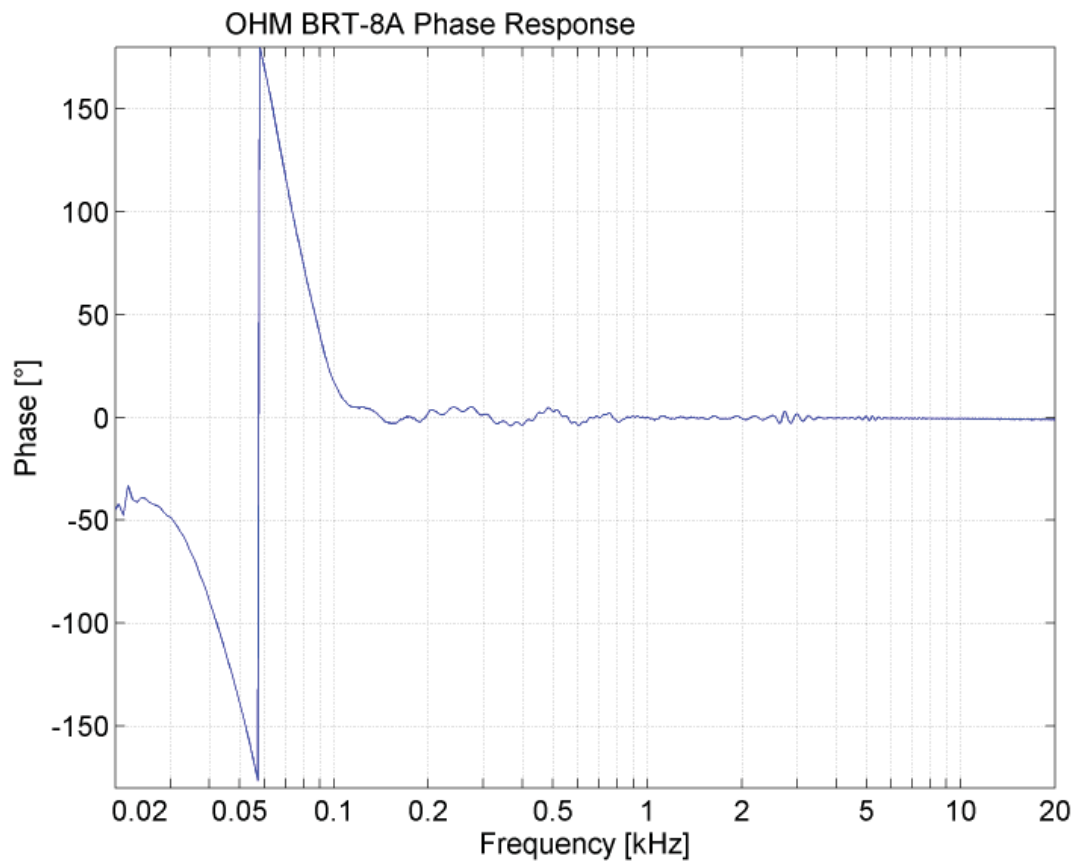
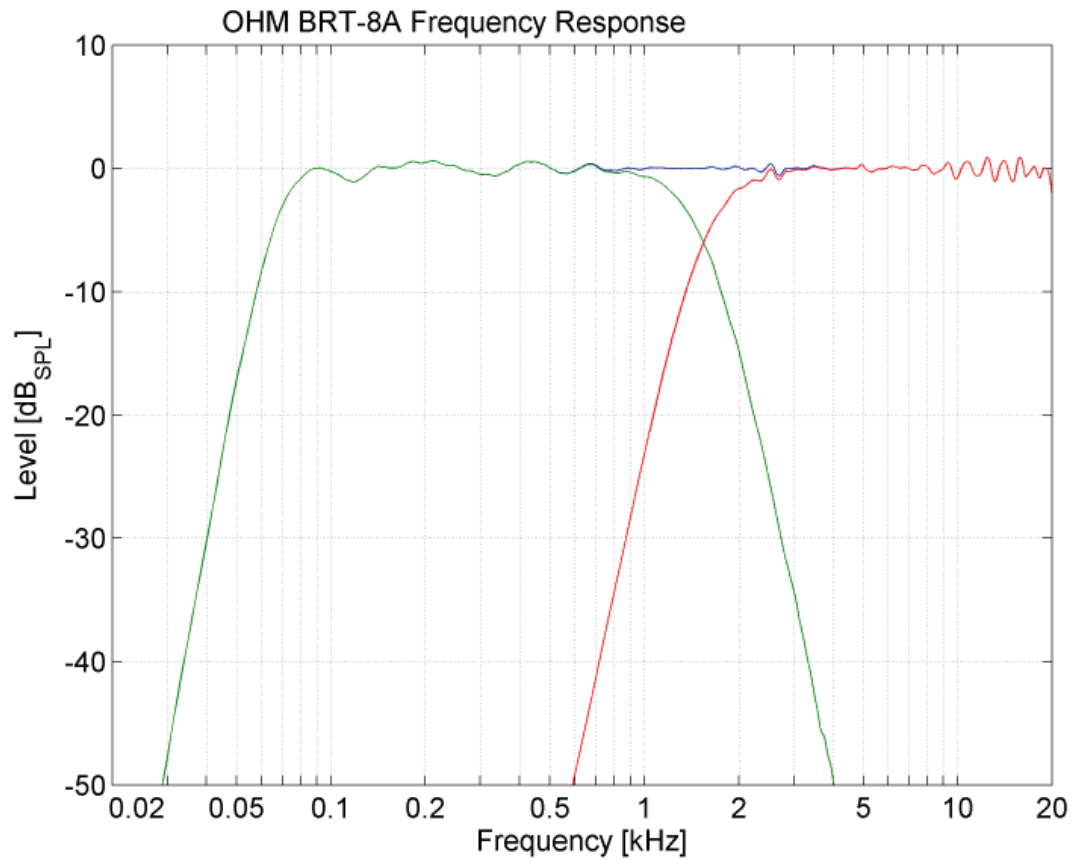
### Additional Descriptive Data

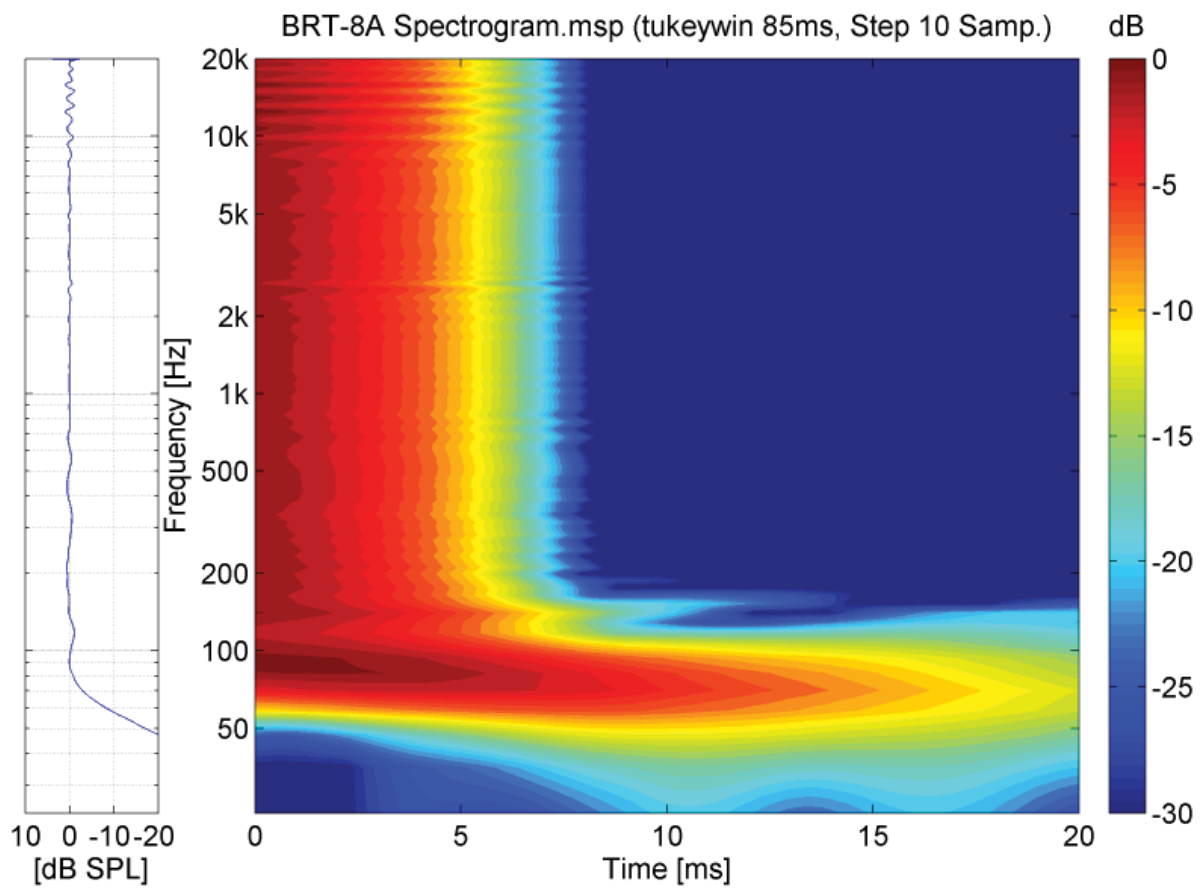
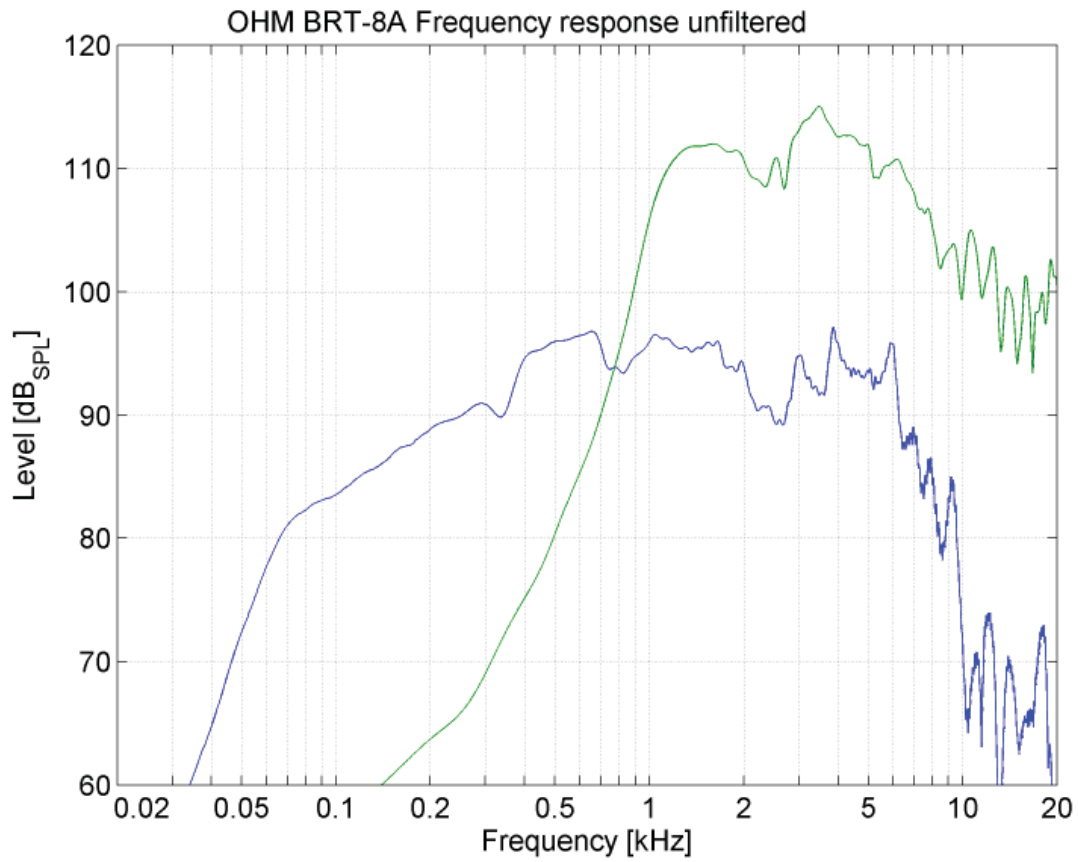
Birch plywood construction, with durable scratch resistant black textured paint finish, kick-proof steel grill and black foam with Ohm logo.

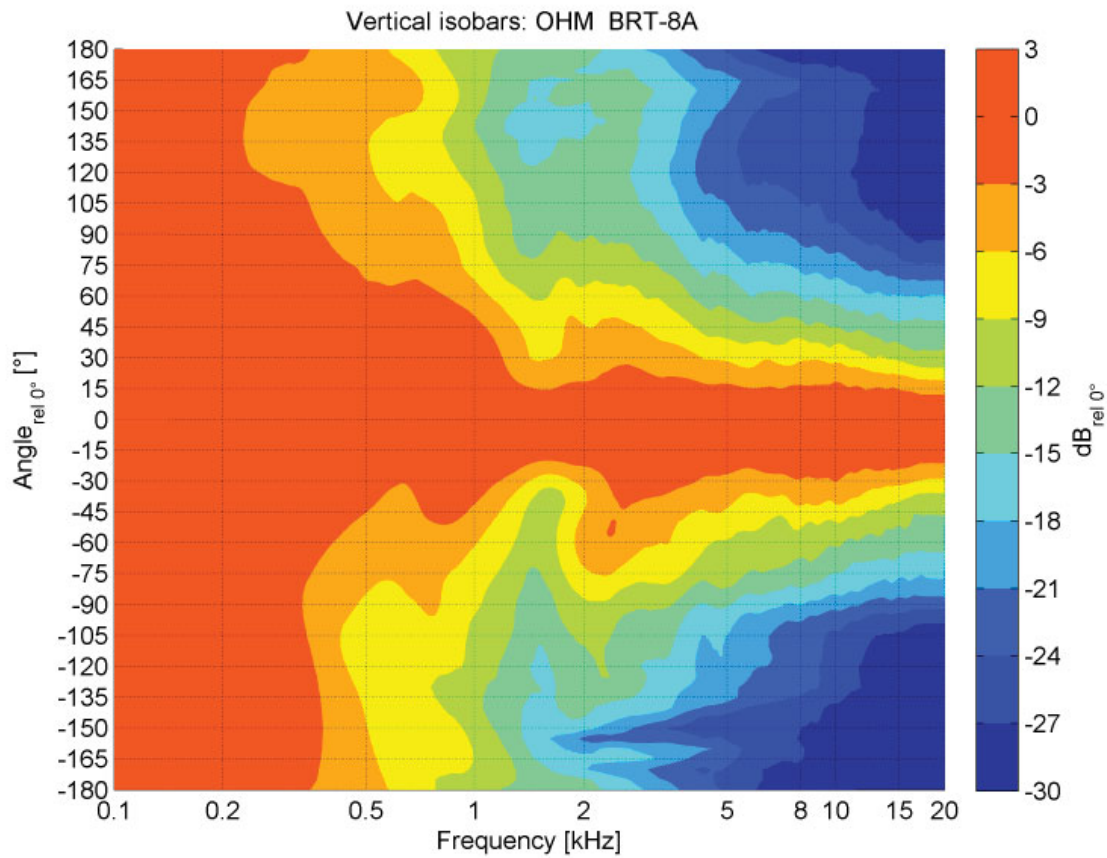
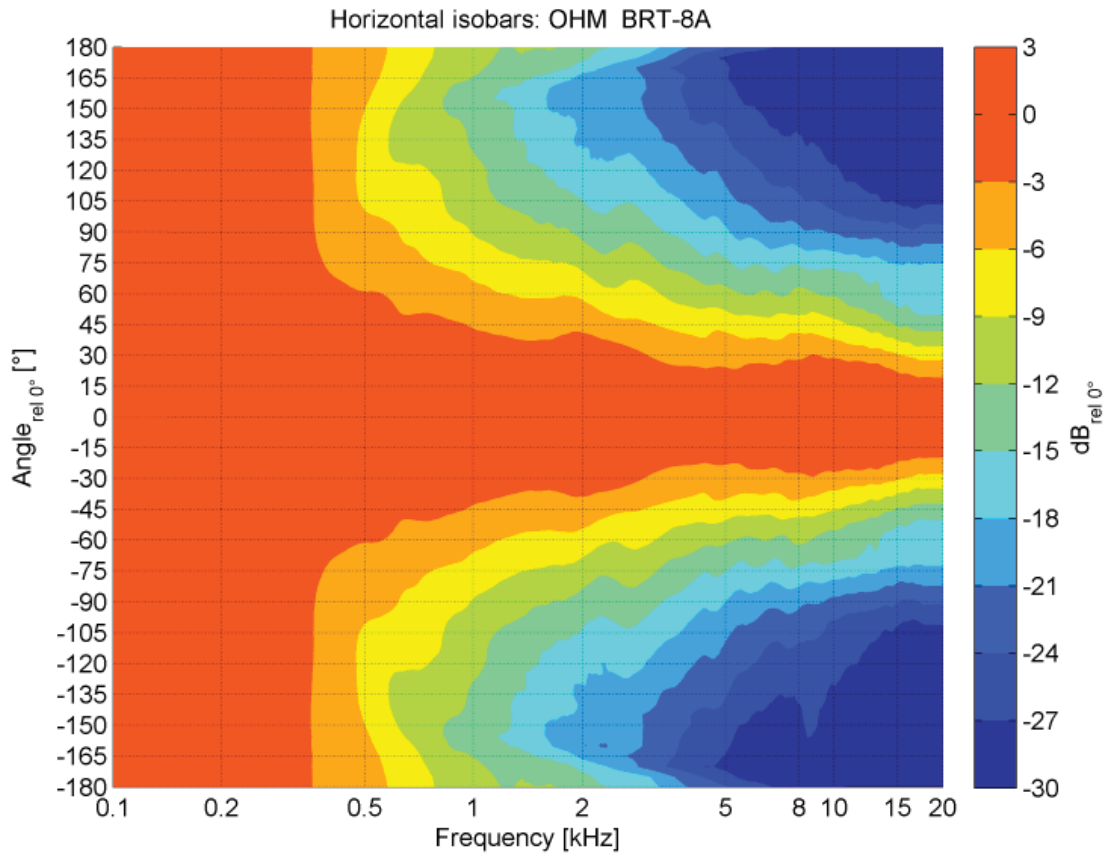
### Recommended filter settings are available on the website [ohm.co.uk/downloads](http://ohm.co.uk/downloads)

\* All presets from the OHM library.

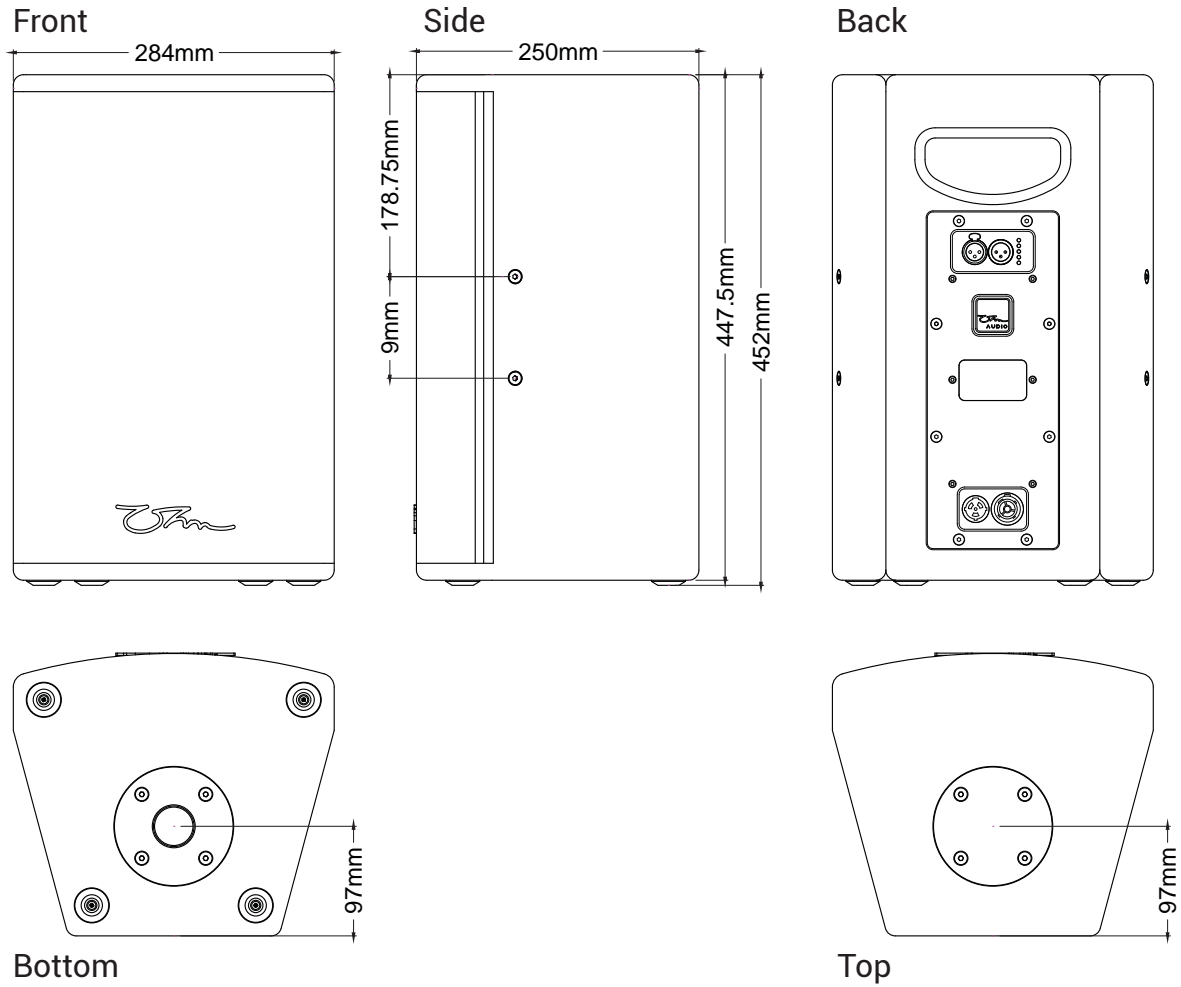
## BRT-8A Measurements





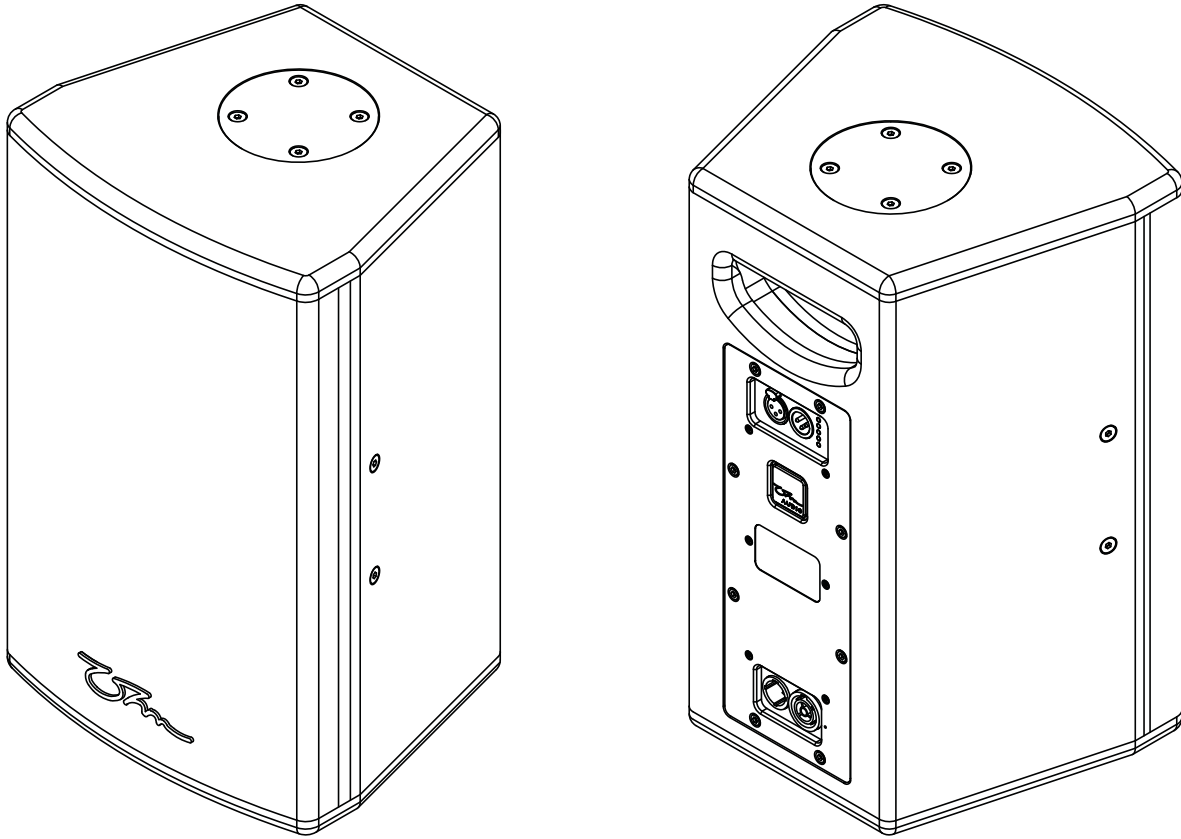


## BRT-8A Dimensions



Further technical drawings for architectural requirements are available in DXF and DWG format for download on the website.

## BRT-8A 3D View



## Accessories and Spare Parts

- Small cast aluminium top hat
- Horizontal Cradle Base
- Blanking Plate
- ABS-1 adjustable stand bracket
- ABT-1 adjustable threaded spigot bracket
- BRT-8 Cradle Vertical
- BRT-8 Cradle Horizontal
- LWB large wall bracket
- SS-1 speaker stand
- TP-1 adjustable threaded pole
- TP-1P threaded Mounting Plate
- 1 x 8" low frequency driver
- 1 x 1" horn loaded compression driver
- BRT-8 steel grill assembly
- BRT-8A Amplifier
- Steel OHM Logo



## Architects' & Engineers' specifications:

2-Way dynamic loudspeaker in a multi-purpose enclosure design, housing 1 x 8" proprietary OHM low mid bass driver, internally and externally ventilated double sided high temperature voice coil, 1" exit compression driver on rotatable 90° x 60° CD horn. Homogeneous radiating behaviour and linear response from 700 Hz. Integrated active amplifier. Constructed from different multi-laminated wood, eco-friendly scratch resistant paint, 4 x M6 flying points for cradle mount. omni-mounting point for stand or truss adaptor, 2 x optional horizontal cradle base plates to allow horizontal installation, skid-proof rubber feet, ergonomic carry handle, kick proof steel grill finished with external reticulated foam and Ohm logo.

## Technical Data:

Frequency Response: 58 Hz - 21.5 kHz (-10dB), 70 Hz - 20.3 kHz ( $\pm 3$  dB), Continuous SPL: 120 dB/1m, Peak SPL 131 dB/1 m, Maximum Output: 500 Watt RMS LF + 150 Watt HF, Dispersion Nominal: 90° x 60° (hor. x vert.), Connectors: 1 x XLR female, 1 x XLR male and 1 x Powercon True Connector. Dimensions (H x W x D): 458 mm x 284 mm x 250 mm, Weight: 13 kg. Options: Durable scratch resistant black textured paint finish. RAL colours available to order.

## Safety Instructions

Professional speaker systems are able to produce sound pressure levels that could harm your health.

Never stand directly in front of loudspeakers for long periods. Whilst not immediately apparent to the listener, sound pressure levels in excess of 90dB@1m can be hazardous to the hearing.

Please refer to the following advice when setting up or dismantling OHM speaker systems.

1. Be sure to leave adequate distance between speakers and the public. Refer to your local authority for Health and Safety guidance when using loudspeaker systems.
2. Be sure to have safe and stable ground for your speakers, particularly when using speaker stands.
3. When stacking speaker systems, ensure they are secured to prevent individual speakers from falling down or moving around.
4. Only use OHM mounting hardware, as this has been specified and approved by AURAL LTD, OHM (UK) LTD for use with OHM speakers.
5. When flying speakers, appropriate materials and techniques must be employed in order to safely suspend enclosures, taking care to allow for specified enclosure weight.



## Safety Instructions Cont.

6. Please observe any special instructions that appear on specific loudspeaker data-sheets.
7. Check your speaker hardware and flying material regularly for any visual or mechanical failure. Replace damaged or suspect items when necessary.
8. Only use OHM DSP Solutions. Only technicians authorised by AURAL LTD, OHM (UK) LTD are qualified to program digital controllers. Take note of recommended controllers as specified on the datasheets. Do not use OHM loudspeaker systems without the correct controller. If a system fails due to incorrect controller use, warranty is void.
9. Protect your speakers and electronics from freezing and do not expose them to humidity, water or rain without protection.

OHM loudspeakers and electronics are covered against defects in workmanship or materials for a period of two (2) years from original date of purchase. At the discretion of AURAL LTD, OHM (UK) LTD, the defective item will be repaired/replaced with no charge for materials or labour. The item is to be adequately packed and dispatched, pre-paid, to an OHM authorised distributor/service centre. Unauthorised repair shall void the warranty. The OHM warranty does not cover cosmetics or finish and does not apply to any item which in OHM's opinion has failed due to user abuse, accident, modifications or any type of misuse.

## Disclaimer

Copyright © 2017 AURAL LTD, OHM (UK) LTD

The content of this datasheet is protected by U.K. and foreign copyright law and is for the private use of users of OHM products. Unauthorised use of the contents of this datasheet may violate copyright, trademark and other laws.

THE CONTENT OF THIS DATASHEET IS PROVIDED FOR INFORMATIONAL PURPOSES ONLY, AND IS SUBJECT TO CHANGE WITHOUT NOTICE.

AURAL LTD, OHM (UK) LTD MAKES NO REPRESENTATION ABOUT ACCURACY, RELIABILITY OR TIME-LINES OF THE CONTENT OF THIS DATASHEET OR THE RESULTS TO BE OBTAINED FROM USING ANY PART OF SUCH CONTENT. ALL WARRANTIES, EXPRESS OR IMPLIED RELATED TO SUCH CONTENT, INCLUDING THE WARRANTY OF MERCHANT AND FITNESS FOR A PARTICULAR PURPOSE, ARE DISCLAIMED.

Technical specifications, dimensions, weights and properties do not represent guaranteed qualities. This datasheet does not include all of the details of design, production or variations of the equipment.

G.S.S.S.<sup>™</sup>, S.A.L.T.<sup>™</sup> Plate Array Skeleton<sup>™</sup>, Zero Acoustic Signature, Technology<sup>™</sup> and H.T.V.C.<sup>™</sup> are trademarks of OHM (UK) LTD. All third-party trademarks mentioned herein are the property of their respective owners.